

















## Sending money from ITALY to ETHIOPIA

Data collected on: Mar 27, 2018

### 140.00 EUR

Firm	Product	Fee	Exchange Rate Margin (%)	Total Cost Percent (%)	Total Cost (EUR)	Amount Received	Transfer Speed	Network Coverage
Ria		4.20	4.49	7.49	10.49	4,406.71		
Poste Italiane via MoneyGram		7.40	5.71	10.99	15.39	4,248.11		
WorldRemit		0.99	1.04	1.74	2.44	198.57		
Small World		6.00	1.88	6.17	8.64	191.27		
Small World		1.11	1.88	2.67	3.74	198.38		
azimo		2.99	2.91	5.04	7.06	4,519.74		
Small World		19.00	18.88	32.45	45.43	121.00		
MoneyGram		7.40	5.71	10.99	15.39	4,248.11		
Western Union		7.50	5.67	11.03	15.44	188.68		

### USD

Firm	Product	Fee	Exchange Rate Margin (%)	Total Cost Percent (%)	Total Cost (USD)	Amount Received	Transfer Speed	Network Coverage
Ria			4.49	7.49				
Poste Italiane via MoneyGram			5.71	10.99				
WorldRemit			1.04	1.74				
Small World			1.88	6.17				
Small World			1.88	2.67				
azimo			2.91	5.04				
Small World			18.88	32.45				
MoneyGram			5.71	10.99				
Western Union			5.67	11.03				

### 140.00 EUR

	Fee	Exchange Rate Margin (%)	Total Cost Percent (%)	Total Cost (EUR)	Total Average Mar 2018 9.84	Total Average Dec 2017 7.60
Money Transfer Operator Average	6.89	5.92	10.83	15.17		
Money Transfer Operator / Post office Average	7.40	5.71	10.99	15.39		
Bank / Money Transfer Operator Average	0.99	1.04	1.74	2.44		
<b>Total Average</b>	<b>6.29</b>	<b>5.35</b>	<b>9.84</b>	<b>13.78</b>		
<b>Total Average in Dec 2017</b>	<b>6.29</b>	<b>3.11</b>	<b>7.60</b>	<b>10.64</b>		

### 0.00 USD













	Fee	Exchange Rate Margin (%)	Total Cost Percent (%)	Total Cost (USD)	Total Average Mar 2018 9.84	Total Average Dec 2017 7.60
Money Transfer Operator Average	0.00	5.92	10.83	0.00		
Money Transfer Operator / Post office Average	0.00	5.71	10.99	0.00		
Bank / Money Transfer Operator Average	0.00	1.04	1.74	0.00		
<b>Total Average</b>	<b>0.00</b>	<b>5.35</b>	<b>9.84</b>	<b>0.00</b>		
<b>Total Average in Dec 2017</b>	<b>0.00</b>	<b>3.11</b>	<b>7.60</b>	<b>0.00</b>		

### 345.00 EUR

Firm	Product	Fee	Exchange Rate Margin (%)	Total Cost Percent (%)	Total Cost (EUR)	Amount Received	Transfer Speed	Network Coverage
WorldRemit		0.99	1.04	1.32	4.55	498.55		
Small World		2.73	1.88	2.67	9.21	495.97		
azimo		2.99	2.91	3.77	13.01	11,282.37		
Small World		8.00	1.88	4.20	14.49	488.19		
Ria		10.35	4.49	7.49	25.84	10,859.39		
Poste Italiane via MoneyGram		12.80	5.71	9.42	32.50	10,642.69		
MoneyGram		12.80	5.71	9.42	32.50	10,642.69		
Western Union		13.00	5.67	9.44	32.57	480.09		
Small World		19.00	18.88	24.39	84.15	326.00		

### USD

Firm	Product	Fee	Exchange Rate Margin (%)	Total Cost Percent (%)	Total Cost (USD)	Amount Received	Transfer Speed	Network Coverage
WorldRemit			1.04	1.32				
Small World			1.88	2.67				
azimo			2.91	3.77				
Small World			1.88	4.20				
Ria			4.49	7.49				


Poste Italiane via MoneyGram 	5.71	9.42		
MoneyGram 	5.71	9.42		
Western Union 	5.67	9.44		
Small World 	18.88	24.39		

### 345.00 EUR


	Fee	Exchange Rate Margin (%)	Total Cost Percent (%)	Total Cost (EUR)	Total Average Mar 2018 8.01	Total Average Dec 2017 5.77
Money Transfer Operator Average	9.84	5.92	8.77	30.25		
Money Transfer Operator / Post office Average	12.80	5.71	9.42	32.50		
Bank / Money Transfer Operator Average	0.99	1.04	1.32	4.55		
<b>Total Average</b>	<b>9.18</b>	<b>5.35</b>	<b>8.01</b>	<b>27.65</b>		
<b>Total Average in Dec 2017</b>	<b>9.18</b>	<b>3.11</b>	<b>5.77</b>	<b>19.90</b>		

### 0.00 USD

	Fee	Exchange Rate Margin (%)	Total Cost Percent (%)	Total Cost (USD)	Total Average Mar 2018 8.01	Total Average Dec 2017 5.77
Money Transfer Operator Average	0.00	5.92	8.77	0.00		
Money Transfer Operator / Post office Average	0.00	5.71	9.42	0.00		
Bank / Money Transfer Operator Average	0.00	1.04	1.32	0.00		
<b>Total Average</b>	<b>0.00</b>	<b>5.35</b>	<b>8.01</b>	<b>0.00</b>		
<b>Total Average in Dec 2017</b>	<b>0.00</b>	<b>3.11</b>	<b>5.77</b>	<b>0.00</b>		

 Bank account

 Main city

 Less than one hour

 Card

 Major cities

 Same day

 Cash

 Nationwide

 Next day

 Mobile

 Rural only

 2 days

 On-line

 Urban only

 3-5 days

 Prepaid card

 6 days or more