

































Sending money from NETHERLANDS to MOROCCO






Data collected on: Jun 27, 2018

140.00 EUR

Firm	Product	Fee	Exchange Rate Margin (%)	Total Cost Percent (%)	Total Cost (EUR)	Amount Received	Transfer Speed	Network Coverage
Western Union		10.00	4.28	11.42	15.99	1,379.30		
MoneyTrans		8.00	4.82	10.53	14.74	1,392.60		
MoneyGram		10.00	2.31	9.45	13.23	1,407.67		
Western Union		4.90	2.48	5.98	8.37	1,460.27		
Attijariwafa Bank		2.50	1.66	3.45	4.83	1,498.75		
WorldRemit		1.99	2.02	3.44	4.82	1,498.79		
Western Union		0.00	0.64	0.64	0.90	1,541.90		
 Rabobank		7.00	0.00	5.00	7.00	133.00		
 ING Bank/Postbank		6.00	0.00	4.29	6.01	134.00		
 ABN AMRO Bank		5.50	0.00	3.93	5.50	134.50		

USD

Firm	Product	Fee	Exchange Rate Margin (%)	Total Cost Percent (%)	Total Cost (USD)	Amount Received	Transfer Speed	Network Coverage
Western Union			4.28	11.42				
MoneyTrans			4.82	10.53				
MoneyGram			2.31	9.45				
Western Union			2.48	5.98				
Attijariwafa Bank			1.66	3.45				
WorldRemit			2.02	3.44				
Western Union			0.64	0.64				
 Rabobank			0.00	5.00				
 ING Bank/Postbank			0.00	4.29				

 ABN AMRO Bank	 	0.00	3.93	 3-5	
-------------------------------------------------------------------------------------------------	---------------------------------------------------------------------------------------------------------------------------------------------------------------------	------	------	-----------------------------------------------------------------------------------------	-------------------------------------------------------------------------------------






























140.00 EUR

	Fee	Exchange Rate Margin (%)	Total Cost Percent (%)	Total Cost (EUR)	Total Average Jun 2018 5.81	Total Average Mar 2018 6.11
Bank Average	4.67	0.55	3.89	5.45		
Money Transfer Operator Average	6.38	1.94	6.50	9.10		
Money Transfer Operator / Post office Average	8.00	4.82	10.53	14.74		
Bank / Money Transfer Operator Average	1.99	2.02	3.44	4.82		
Total Average	5.59	1.82	5.81	8.14		
Total Average in Mar 2018	5.97	1.84	6.11	8.55		

0.00 USD

	Fee	Exchange Rate Margin (%)	Total Cost Percent (%)	Total Cost (USD)	Total Average Jun 2018 5.81	Total Average Mar 2018 6.11
Bank Average	0.00	0.55	3.89	0.00		
Money Transfer Operator Average	0.00	1.94	6.50	0.00		
Money Transfer Operator / Post office Average	0.00	4.82	10.53	0.00		
Bank / Money Transfer Operator Average	0.00	2.02	3.44	0.00		
Total Average	0.00	1.82	5.81	0.00		
Total Average in Mar 2018	0.00	1.84	6.11	0.00		

345.00 EUR

Firm	Product	Fee	Exchange Rate Margin (%)	Total Cost Percent (%)	Total Cost (EUR)	Amount Received	Transfer Speed	Network Coverage
Western Union		0.00	0.64	0.64	2.21	3,799.69	 2	
WorldRemit		2.99	2.02	2.89	9.97	3,714.23		
Attijariwafa Bank		2.50	1.66	2.38	8.21	3,733.25	 2	
Western Union		4.90	2.48	3.90	13.46	3,676.07		
MoneyGram		11.90	2.31	5.76	19.87	3,606.87		
MoneyTrans		10.00	4.82	7.72	26.63	3,534.25		
Western Union	 	12.00	4.28	7.75	26.74	3,533.13		
 ABN AMRO Bank	 	5.50	0.00	1.59	5.49	339.50	 3-5	
 ING Bank/Postbank	 	6.00	0.00	1.74	6.00	339.00	 3-5	
 Rabobank	 	7.00	0.00	2.03	7.00	338.00	 6+	

USD


Firm	Product	Fee	Exchange Rate Margin (%)	Total Cost Percent (%)	Total Cost (USD)	Amount Received	Transfer Speed	Network Coverage
Western Union			0.64	0.64				
WorldRemit			2.02	2.89				
Attijariwafa Bank			1.66	2.38				
Western Union			2.48	3.90				
MoneyGram			2.31	5.76				
MoneyTrans			4.82	7.72				
Western Union			4.28	7.75				
ABN AMRO Bank			0.00	1.59				
ING Bank/Postbank			0.00	1.74				
Rabobank			0.00	2.03				

345.00 EUR

	Fee	Exchange Rate Margin (%)	Total Cost Percent (%)	Total Cost (EUR)		
Bank Average	4.67	0.55	1.90	6.57	Total Average Jun 2018 3.64	Total Average Mar 2018 3.89
Money Transfer Operator Average	7.16	1.94	4.02	13.86		
Money Transfer Operator / Post office Average	10.00	4.82	7.72	26.63		
Bank / Money Transfer Operator Average	2.99	2.02	2.89	9.97		
Total Average	6.28	1.82	3.64	12.56		
Total Average in Mar 2018	7.06	1.84	3.89	13.41		

0.00 USD

	Fee	Exchange Rate Margin (%)	Total Cost Percent (%)	Total Cost (USD)		
Bank Average	0.00	0.55	1.90	0.00	Total Average Jun 2018 3.64	Total Average Mar 2018 3.89
Money Transfer Operator Average	0.00	1.94	4.02	0.00		
Money Transfer Operator / Post office Average	0.00	4.82	7.72	0.00		
Bank / Money Transfer Operator Average	0.00	2.02	2.89	0.00		
Total Average	0.00	1.82	3.64	0.00		
Total Average in Mar 2018	0.00	1.84	3.89	0.00		

 Bank account

 Card

 Cash

 Mobile

 On-line

 Prepaid card


 Main city

 Major cities

 Nationwide

 Rural only

 Urban only


 Less than one hour

 Same day

 Next day

 2 days

 3-5 days

 6 days or more